


# Stationary Climbing Towers



Legoland – Windsor



Center Parcs – Longleat



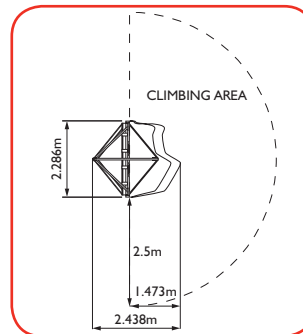
Thorpe Park – London

## The choice of major Theme Parks and Resorts

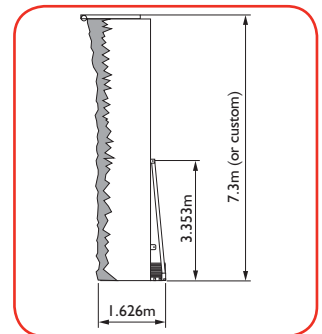
Innovative Leisure have installed Climbing Towers at some of the largest and most prestigious leisure sites in the UK. You can find an Innovative Leisure Climbing Tower at Alton Towers, Thorpe Park, Chessington World of Adventures, LegoLand Windsor and Center Parcs. No other Climbing Tower supplier possesses a client list like ours.

- Available in 7.3m, 8.5m and 10m models all with four person capacity or custom heights under 7.3m
- Four independent hydraulic auto belay systems utilising steel cables
- Sixteen layer one piece fibre glass climbing surface increases strength, stability and rigidity
- A range of colour and surface texture options
- Galvanised steel option for coastal sites or just extra durability outdoors
- Wind speed rating up to 110mph
- We provide full concrete foundation design specification and full installation options
- Break Apart models available for custom access through UK double fire door (site visit needed)
- Can be run with just a single operator although we would recommend at least two as you will be busy!
- Typical charge per child is £3 or €5 per five minute climb
- Ask us about per cap income & examples of payback at different facilities
- Allow 7m x 5m for barriers around climbing zone
- Number of players per hour: 48 (based on 5 minute climb)

## Technical Specification



Outdoor model



Indoor ballasted model

## Optional Extras (specifically for our Stationary Towers)

- Electronic Climber Timer system
- Indoor/outdoor safety mats
- Banner kits
- 110mph wind speed upgrade
- Break Apart option to fit through UK double fire door
- "Wall Closed" security cover
- "Drop & Go" ballast kit
- Custom framework colours
- Galvanised steel framework